

# SEQUENCE™


CP2052/CP2054/CP2056/CP2058/CP2060/CP2062

Indoor pendants — 12” Diameter



[VisaLighting.com/products/Sequence](https://VisaLighting.com/products/Sequence)

Type: \_\_\_\_\_ Project: \_\_\_\_\_ Location: \_\_\_\_\_



## DIMENSIONS<sup>1, 6</sup>

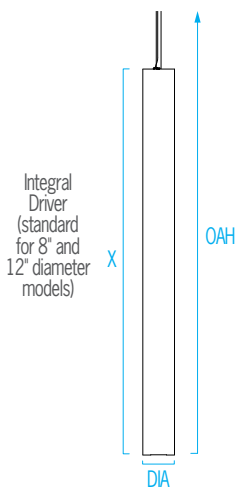
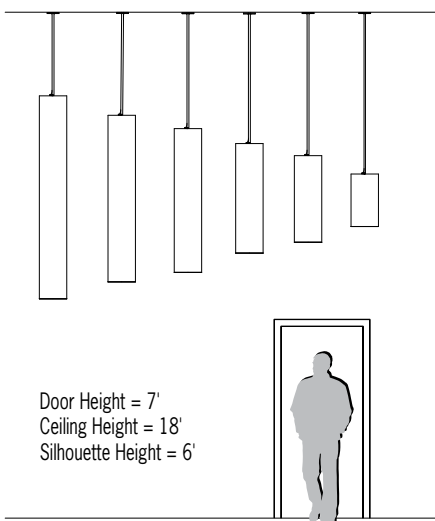
OAH is the distance (in inches) from the bottom of the fixture to the ceiling plane. Example - OAH(192) indicates an overall fixture height of 192”

DIA = Diameter OAH = Overall Height X = Body Height WT = Weight

	CP2052	CP2054	CP2056	CP2058	CP2060	CP2062
<b>DIA</b>	12” (305 mm)					
<b>Standard OAH</b>	192” (4877 mm)					
<b>X with white LED source</b>	25” (635 mm)	36” (914 mm)	47” (1194 mm)	58” (1473 mm)	69” (1753 mm)	91” (2311 mm)
<b>X with RGB source</b>	21” (533 mm)	33” (838 mm)	45” (1143 mm)	63” (1600 mm)	69” (1753 mm)	93-1/8” (2365 mm)
<b>WT</b>	14 lbs	21 lbs	30 lbs	39 lbs	45 lbs	56 lbs

CP2060 & CP2062 – STRUCTURAL BLOCKING REQUIRED

## RELATIVE SCALE DRAWING



Integral Driver (standard for 8” and 12” diameter models)

## FEATURES

- Integral driver
- Modular design for replacement of LED source and driver
- Color changing RGB LED is DMX-512 compatible (controls by others), See DMX detail
- Optional LED downlight, 0-10V dimmable (controls by others), with Narrow, Medium or Wide optical distribution
- Power cord is white; cable is stainless steel
- Canopy/Cable/Cord can be shipped ahead to speed installation
- Matte white acrylic cylinder body
- No VOC powder coat paint finish
- ETL listed for damp locations



XPS

ETL Listed

5 Year Warranty

# SEQUENCE (cont.)

CP2052/CP2054/CP2056/CP2058/CP2060/CP2062

Indoor pendants — 12” Diameter



Fill in shaded boxes using information listed below

## - MVOLT

<b>MODEL<sup>1</sup></b> CP2052 CP2054 CP2056 CP2058 CP2060 CP2062  See page 1	<b>BODYLIGHT<sup>2</sup></b> •L30K L35K •L40K •RGB	<b>DOWNLIGHT<sup>3</sup></b> (Optional) •L30K L35K •L40K	<b>VOLTAGE</b> MVOLT	<b>DOWNLIGHT OPTICS<sup>4</sup></b> (Optional) MED NRW WIDE  Fixture bottom is solid if no downlight is specified	<b>CANOPY FINISH</b>  See last page for finish order codes	<b>OPTION<sup>5</sup></b> XPS  XPS available on models CP2052, CP2054, and CP2056 only	<b>OAH<sup>6</sup></b>  See page 1
--	--	--	-------------------------	---	--	---	--

**BODYLIGHT SOURCE<sup>2</sup>** (Select one) CP2060 & CP2062 – STRUCTURAL BLOCKING REQUIRED

Dimmable 0-10V to 1%, Minimum 85CRI, within 3-step MacAdam

Source	CCT	CP2052		CP2054		CP2056		CP2058		CP2060		CP2062	
		Delivered Lumens	Power/Watts	Delivered Lumens	Power/Watts	Delivered Lumens	Power/Watts	Delivered Lumens	Power/Watts	Delivered Lumens	Power/Watts	Delivered Lumens	Power/Watts
• L30K	3000K	4500	48	8000	86	10300	110	13700	147	16000	172	21800	233
L35K	3500K			8200		10600		14100		16500		22400	
• L40K	4000K	4600	24			56	79	87	118				
• RGB													

Bodylight and downlight are separately switched and controlled/dimmed

### DOWNLIGHT SOURCE<sup>3</sup>

Fixture bottom is solid if no downlight is specified

Source	CCT	CP2052/CP2054		CP2056/CP2058/CP2060/CP2062	
		Delivered Lumens	Power/Watts	Delivered Lumens	Power/Watts
• L30K	3000K	1800	18	2700	28
L35K	3500K	1800		2800	
• L40K	4000K	1900		2800	

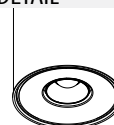
### DOWNLIGHT OPTICS<sup>4</sup>

For downlight only

<b>MED</b>	48° Beam
<b>NRW</b>	34° Beam
<b>WIDE</b>	84° Beam

### DOWNLIGHT DETAIL

Rim and Bezel are Painted White



### VOLTAGE

MVOLT	120-277V, 50/60 Hz
-------	--------------------

### BODYLIGHT LUMEN MAINTENANCE RATING

L80 (reported)	>60,000 hrs
----------------	-------------

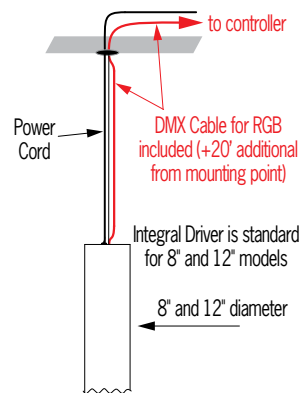
### DOWNLIGHT LUMEN MAINTENANCE RATING

L80 (reported)	>55,000 hrs
----------------	-------------

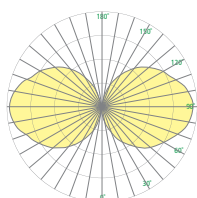
### OPTION<sup>5</sup>

<b>XPS</b>	Express 10 day shipping. Items marked with a bullet (•) are not available with XPS. XPS available on models CP2052, CP2054 and CP2056 only
------------	--

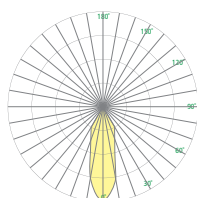
### DMX DETAIL



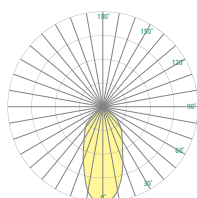
### PHOTOMETRICS



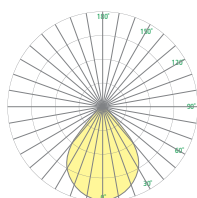
Body Light



NRW 34° Beam



MED 48° Beam



WIDE 84° Beam

# SEQUENCE (cont.)

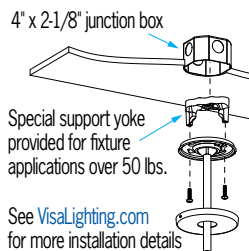
CP2052/CP2054/CP2056/CP2058/CP2060/CP2062

Indoor pendants — 12” Diameter

## SEQUENCE PRODUCT FAMILY

<b>Outdoor Catenary</b>	4” Diameter	• OP2232, OP2233, OP2234
	8” Diameter	• OP2262, OP2263, OP2264
<b>Outdoor Cord and Cable</b>	4” Diameter	• OP2222, OP2223, OP2224
	8” Diameter	• OP2252, OP2253, OP2254
<b>Outdoor Stem</b>	4” Diameter	• OP2242, OP2243, OP2244
	8” Diameter	• OP2272, OP2273, OP2274
<b>Indoor Pendants</b>	4” Diameter	• CP2020, CP2022, CP2024, CP2026, CP2028, CP2030
	8” Diameter	• CP2036, CP2038, CP2040, CP2042, CP2044, CP2046
	12” Diameter	• CP2052, CP2054, CP2056, CP2058, CP2060, CP2062
<b>Wall Sconce</b>	Indoor	• CB5201, CB5203
	Outdoor	• OW5201, OW5203

## STRUCTURAL BLOCKING DETAIL



CP2060 & CP2062 – STRUCTURAL BLOCKING REQUIRED

## SUGGESTED VARIATIONS

- Remote driver
- Custom colors

See [Visalighting.com/Products/Sequence](https://www.visalighting.com/Products/Sequence) for more information

## FINISHES

Specify color code when ordering. For accurate color matching, individual paint and finish samples are [available upon request](#). For more information about our finishes visit [visalighting.com/finishes](https://www.visalighting.com/finishes)

Powder Coat Paint Finishes (Standard)

<b>AGGY</b> Agate Grey	<b>ALGN</b> Alpine Green	<b>BJBG</b> Baja Beige	<b>BMAT</b> Bronze Matte	<b>BRNZ</b> Bronze	<b>BSIL</b> Blade Silver	<b>CVBL</b> Cove Blue
<b>DEOR</b> Deoro Gold	<b>GLWT</b> Glacier White	<b>GSIL</b> Graphite Siver	<b>HRGR</b> Harbor Grey	<b>JTBK</b> Jet Black	<b>OCBL</b> Ocean Blue	<b>SHGR</b> Shoreline Grey
<b>SBNB</b> Sagebrush Green	<b>SLGR</b> Slate Grey	<b>SSTP</b> Sierra Taupe	<b>TRCN</b> Terracotta Canyon	<b>TRWT</b> Traffic White	<b>VBLK</b> Velvet Black	<b>VNRD</b> Vineyard Red