

CB1800 GIG™

Integral Driver



[VisaLighting.com/products/Gig](https://www.VisaLighting.com/products/Gig)

Type: _____ Project: _____ Location: _____

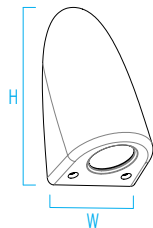


DIMENSIONS

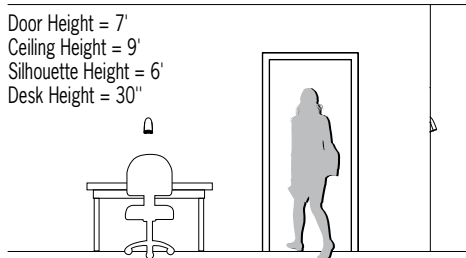
Depth is measured from wall to front of fixture

W = Width H = Height D = Depth

W	3-3/4"	(95 mm)
H	6-3/4"	(171 mm)
D	3"	(76 mm)



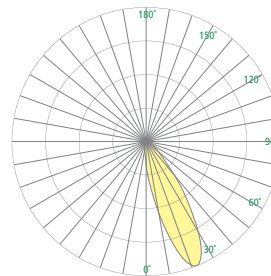
RELATIVE SCALE DRAWING



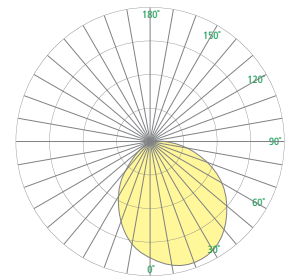
FEATURES

- BAA (Buy American Act) and BABA (Build American, Buy America) compliant
- Integral driver
- IP65 rated
- IK10+ (100 joules) impact resistant, when BH1 Mounting Bracket is used
- Ligature resistant when BH1 Mounting Bracket is used
- For Behavioral Health installations where pick proof caulk is intended, it is recommended to use remote driver model CB1802PSX for easy access to driver for maintenance
- Cast aluminum housing
- 1/4" thick impact resistant polycarbonate lens
- Tamper resistant screws (Pin-In-Torx) standard
- Option for Touch dimming control
- Mounts to 2x4 x 1-7/8" deep electrical junction box (by others)
- No VOC powder coat paint
- ETL listed for wet locations

PHOTOMETRICS



NRW (27°)



WIDE (100°)



IK10+



IP65



ADA Compliant



ETL Listed



5 Year Warranty



Buy American Compliant

CB1800 GIG (cont.)

Integral Driver



Fill in shaded boxes using information listed below

CB1800		120V				
MODEL	SOURCE¹ L30K(H) L30K(L) L35K(H) L35K(L)	VOLTAGE 120V	OPTICAL DISTRIBUTION² NRW WIDE	DIMMING PROTOCOL³ TOUCHDIM Dimmable 0-10V if option is not selected	FINISH See last page for finish order codes	OPTION⁴ BH1

SOURCE¹ (Select one)

Dimmable 0-10V to 1%, Minimum 80CRI, within 3-step MacAdam

Source	CCT Range	Delivered Lumens (NRW 27°)	Delivered Lumens (WIDE 100°)	Power (Watts)
L30K(H)	3000K	300	160	6
L30K(L)	3000K	150	80	3
L35K(H)	3500K	300	160	6
L35K(L)	3500K	150	80	3

DIMMING PROTOCOL³

Dimmable 0-10V to 1% unless dimming option is selected

TOUCHDIM	Reacts to human touch and cycles between 100%, 50% and off
-----------------	------------------------------------------------------------

OPTION⁴

BH1	Supplemental Bracket Hardware for high abuse (Pin-In-Torx screws standard with fixture)
------------	--------------------------------------------------------------------------------------------

VOLTAGE

120V	120VAC, 50/60 Hz
-------------	------------------

LUMEN MAINTENANCE RATING

L70	>60,000
------------	---------

OPTICAL DISTRIBUTION² (Select one)

Narrow (NRW) is the preferred selection for task lighting

NRW	27°
WIDE	100° Diffuse



27° optical distribution



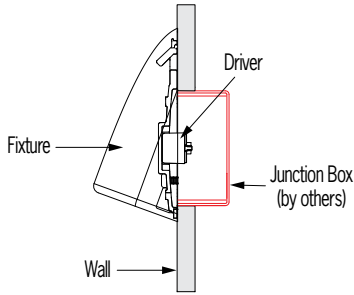
100° optical distribution

CB1800 GIG (cont.)

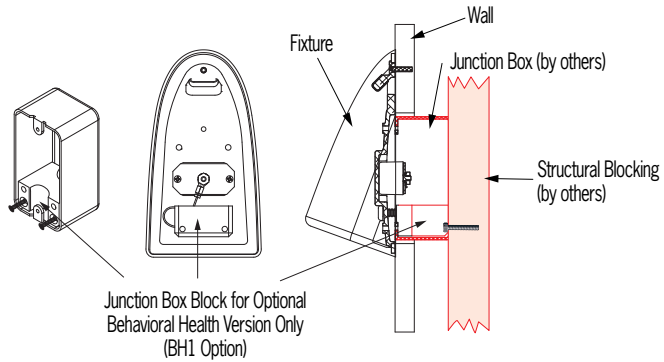
Integral Driver



INTEGRAL DRIVER



HIGH ABUSE SUPPLEMENTAL MOUNTING (BH1) OPTION



* For Behavioral Health installations where pick proof caulk is intended, it is recommended to use remote driver model CB1802PSX for easy access to driver for maintenance.

SUGGESTED VARIATION

- Custom colors

GIG PRODUCT FAMILY

- CB1800 – Integral Driver
- CB1802PSX – Low Voltage - Remote Driver

See [Visalighting.com/products/Gig](https://visalighting.com/products/Gig) for more information

FINISHES

Specify color code when ordering. For accurate color matching, individual paint and finish samples are [available upon request](#). For more information about our finishes visit visalighting.com/finishes

Powder Coat Paint Finishes (Standard)

AGGY Agate Grey	ALGN Alpine Green	BMAT Bronze Matte	BRNZ Bronze	BSIL Blade Silver	CVBL Cove Blue	DEOR Deoro Gold
GLWT Glacier White	GSIL Graphite Siver	HRGR Harbor Grey	JTBK Jet Black	OCBL Ocean Blue	SHGR Shoreline Grey	SBGN Sagebrush Green
SLGR Slate Grey	SSTP Sierra Taupe	TRCN Terracotta Canyon	TRWT Traffic White	VBLK Velvet Black	VNRD Vineyard Red	

