

CM1978-T SYMMETRY™

Behavioral Health/High Abuse - Tunable



[VisaLighting.com/products/Symmetry](https://www.VisaLighting.com/products/Symmetry)

U.S. Patent D822,888

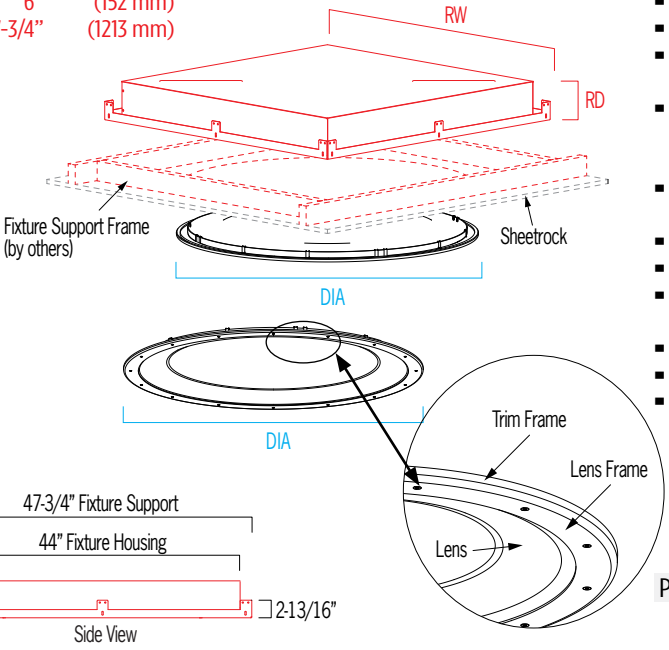
Type: _____ Project: _____ Location: _____



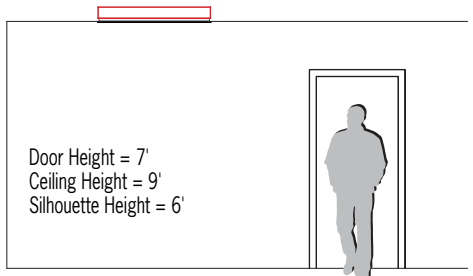
DIMENSIONS

DIA = Diameter RD = Recessed Depth RW = Recessed Width

DIA	45-11/16"	(1160 mm)
RD	6"	(152 mm)
RW	47-3/4"	(1213 mm)



RELATIVE SCALE DRAWING

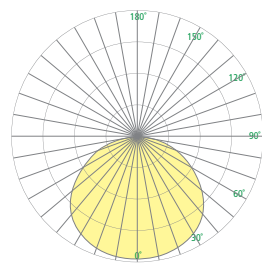


800-788-VISA

FEATURES

- BAA (Buy American Act) and BABA (Build American, Buy America) compliant
- Integral driver located within the housing and accessible from below the ceiling
- 90+ CRI
- Remote emergency driver
- Two channel tunable control capabilities provides independent control of CCT and dimming using two separate 0-10V controllers (by others)
- High Abuse lens and frame features 3/16" thick, high impact clear polycarbonate secured with tamper resistant fasteners; tested to >100 joules impact
- Ligature resistant; sheetrock/drywall installation (see installation instructions), not suited for grid ceiling installation
- Suitable for insulation contact
- Recyclable aluminum housing
- Frosted acrylic lens uniquely formed in a gentle concave profile with graceful, shallow dome in the center (patent pending)
- No VOC powder coat paint
- Antimicrobial finishes (no VOC) on all interior and exterior painted surfaces
- ETL listed for damp locations. Not suited for exterior applications

PHOTOMETRICS



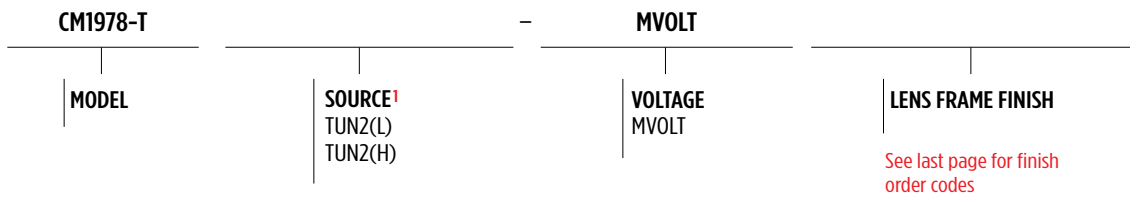
VisaLighting.com

Page 1

CM1978-T SYMMETRY (cont.)

Behavioral Health/High Abuse - Tunable

Fill in shaded boxes using information listed below



SOURCE¹ (Select one)

Dimmable 0-10V to 10%
Minimum 90CRI, within 3-step MacAdam (2700K-6500K)

Source	CCT Range	Delivered Lumens	Power (Watts)
TUN2(L)	2700K-6500K	2800	27
TUN2(H)	2700K-6500K	4800	47

Delivered lumens shown at 3500K. Lumen output may vary slightly at other CCT settings

VOLTAGE

MVOLT	120-277V, 50/60 Hz
--------------	--------------------

CM1978-T SYMMETRY™

Behavioral Health/High Abuse - Tunable



SYMMETRY PRODUCT FAMILY

Behavioral Health – 4" Downlight	CM2500 – 4"
Behavioral Health – Overbed	CM1976-W – 45"
	CM1986-W – 23"
Behavioral Health – General Use	CM1978-W – 45"
	CM1988-W – 23"
Behavioral Health – Tunable	CM1978-T – 45"
	CM1988-T – 23"
Overbed	CM1970-W – 45"
	CM1980-W – 23"
General Use	CM1972-W – 45"
	CM1982-W – 23"
Tunable	CM1972-T – 45"
	CM1982-T – 23"

See [Visalighting.com/Families/Symmetry](https://visalighting.com/Families/Symmetry) for more information

FINISHES

Specify color code when ordering. For accurate color matching, individual paint and finish samples are [available upon request](#).
For more information about our finishes visit visalighting.com/finishes

Powder Coat Paint Finishes (Standard)

						
AGGY Agate Grey	ALGN Alpine Green	BMAT Bronze Matte	BRNZ Bronze	BSIL Blade Silver	CVBL Cove Blue	DEOR Deoro Gold
						
GLWT Glacier White	GSIL Graphite Siver	HRGR Harbor Grey	JTBK Jet Black	OCBL Ocean Blue	SHGR Shoreline Grey	SBGN Sagebrush Green
						
SLGR Slate Grey	SSTP Sierra Taupe	TRCN Terracotta Canyon	TRWT Traffic White	VBLK Velvet Black	VNRD Vineyard Red	

This document contains information which is the property of Visa Lighting, and may not, in whole or in part, be duplicated, disclosed, or used for design or manufacturing purposes without the prior written permission of Visa Lighting. U.S. Design Patent #D822,888. ©Visa Lighting. Design Modification Rights Reserved. Visa Lighting reserves the right to change specifications for product improvement without notification.

