

CP5640PSX – SLEIGHT™
Low Voltage



Type: Project:

VisaLighting.com/products/Sleight

Fill in shaded boxes using information listed below

Order Code: **CP5640PSX**
MODEL

– **24VDC**
VOLTAGE

A SOURCE

B FINISH

C OPTION(S)

D OVERALL HEIGHT (OAH)



The minimalist style pendant is a simple form, providing performance illumination in a low profile package. Its petite size makes it ideal for corridors, office spaces, and educational spaces.

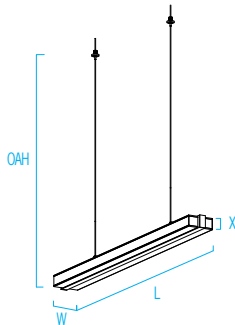
DIMENSIONS

W = Width L = Length OAH = Maximum Overall Height X = Body Height

OAH is the distance (in inches) from the bottom of the fixture to the ceiling plane.
Example - OAH(60) indicates an overall fixture height of 60"

D ⚠ OAH must be specified

W	3-1/4"	(83 mm)
L	47"	(1194 mm)
OAH	60"	(1524 mm)
X	1-1/2"	(38 mm)



Power Supply is not included - Order Separately (See Accessories Section)

A SOURCE (Select one) and VOLTAGE

Minimum 80CRI, within 3-step MacAdam

LED Sources	CCT	Delivered Lumens	Power (Watts)	Voltage
L30K-L	3000K	1450	30	24VDC
L35K-L	3500K	1500		
L40K-L	4000K	1500		
L30K-H	3000K	3350	67	
L35K-H	3500K	3400		
L40K-H	4000K	3400		

B FINISH (Select one)

Specify color code when ordering. For accurate color matching, individual paint and finish samples are available upon request. For additional information see VisaLighting.com/finishes

Powder Coat Painted Finishes (Standard)

AG7038 Agate Grey	CVBL Cove Blue	GW9002 Grey White	PB1035 Pearl Beige
BMAT Bronze Matte	CW9001 Cream	HTHR Heather	RUST Rust
BRNZ Bronze	GLIM Glimmer	JB9005 Jet Black	SUNG Sungold
BSIL Blade Silver	GSIL Graphite Silver	OBRZ Old Bronze	TW9016 Traffic White

Metal Finishes (Premium)

BA Brushed Aluminum	BUA Brushed Copper Alternative	PRA Pewter Alternative
BBA Brushed Brass Alternative	BZA Brushed Bronze Alternative	RBA Rustic Brass Alternative
BCA Brushed Chrome Alternative	OBA Oil-Rubbed Bronze Alternative	SNA Satin Nickel Alternative

C OPTIONS (Multiple Selections Allowed)

⚠ Option availability may be interdependent with Voltage, Source or Other Options

DCC	Damp clear coat for metal finishes (required for 5 year warranty when used in damp locations)
JBC	Junction box cover (required for drywall installations)



ADA



ETL Listed



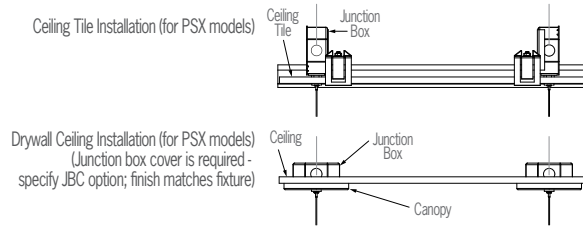
5 Year Warranty

CP5640PSX – SLEIGHT

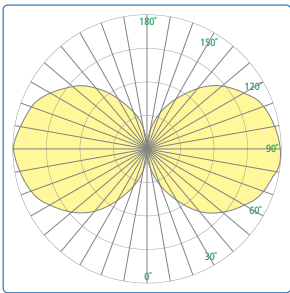
Low Voltage



MOUNTING DETAIL



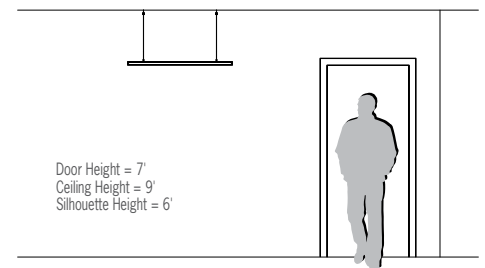
Photometrics



Technical Information

- Use with PS24 Series of 24VDC Class II remote power supplies. Each PS24 can power multiple fixtures and is available with 0-10V dimming.
- System costs are reduced by distributing the PS24 over multiple fixtures. Low-voltage class II wiring between the PS24 and connected fixtures simplifies installation. The PS24 is not included with the fixture; order separately - see Accessories section
- Overall Height is field adjustable
- Frosted acrylic diffuser
- Antimicrobial finishes (no VOC) on all interior and exterior painted surfaces
- ETL listed for damp locations. Not suited for exterior applications

Relative Scale Drawing



ACCESSORIES (Order Separately)

- PS-24VDC90W01** 24VDC 90 watt power supply; **no dimming**, specify 120V or 277V input. 75' maximum remote distance using 16 AWG wire. Express 10 day shipping option (XPS) available.
- PS-24VDC90W02** 24VDC 90 watt power supply; **0-10V dimmable**, specify 120V or 277V input. 20' maximum remote distance. Express 10 day shipping option (XPS) available.